




Stacking
Nesting
Mobile
Collaborate
Fliptop
Modular
Sit-Stand



Intermediate K-6
High School
Motivate
Higher Education
Administration



Local Materials
Sustainable Design
Green Manufacturing
Innovate
Blanket Wrapped
No Assembly Required

PL 235 - Effective January 1, 2019



SchoolHouse

SchoolHouse by McDowell-Craig is a complete offering of domestically manufactured educational furniture that features locally sourced raw materials, welded frame construction, and factory assembled, carton-free shipment. Sustainable manufacturing principles combined with unsurpassed quality and performance features make SchoolHouse a truly smart choice for any learning environment.



Nesting Mobile Flip Tables page 6-7



Boomerang Student Desks page 8-9



Blade & Drift Student Desks page 10-11



Fin & Gemstone Student Desks page 12-13



Trapezoid & Stacking Student Desks page 14-15



Standard Student Desks page 16-17



Activity & Training Room Tables page 18-23



Green Attributes page 4

Quality Features page 5



S.T.E.A.M. Lab Furniture page 24-25



Computer Tables page 26-27



G-Lift Lecterns & E-Lift Teacher's Desks page 28-29



Modular Mobile Teacher's Stations &
Teacher's Desks page 30-33



Seating & Filing Cabinets page 34



Bookcases page 35

Example Classrooms page 36-40

Project Management page 41

Standard Finishes page 42-43



Administrative Furniture

- Freestanding Desk System See Suzy Brochure and Price List #35
- Panel Systems See Simon Brochure and Price List #35
- Trek Seating See Trek Brochure and Price List #35



Manufactured in the U.S.A.

- Designed, engineered, and manufactured in Norwalk, California
- Factory assembled
- Blanket wrap shipped - NO cartons



Locally Sourced Raw Materials

- Locally milled steel and tubing
- Locally milled CARB II core board
- Locally manufactured coatings



Sustainable Products

- Engineered and built to last a lifetime
- Welded frame construction throughout
- Highest quality raw and finished materials available



Clean Energy

- Grid power derived from natural gas, wind, and sun
- Inbound and outgoing freight via ultra-clean California compliant rigs



INDOOR ADVANTAGE GOLD
FURNITURE

Indoor Air Quality

- All SchoolHouse furniture is SCS Global Services certified
- Indoor Advantage™ Gold... the highest award



Green Building Contribution

- SchoolHouse contributes up to 11 LEED credits

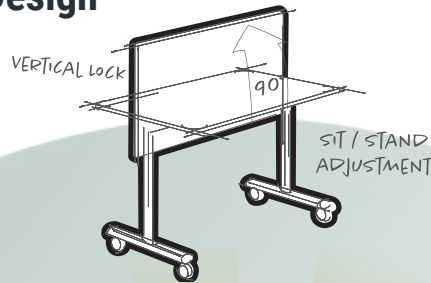


Norwalk, California
Factory

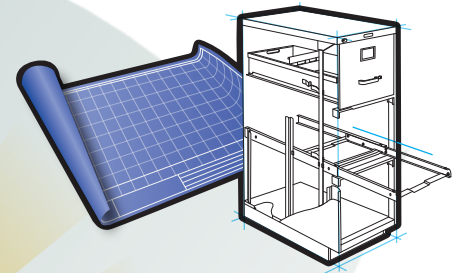
Quality Features

Since 1946, we have been engineering and building furniture to last a lifetime.

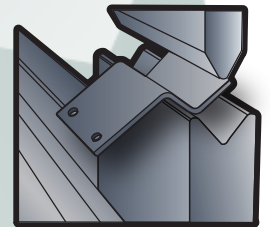
Design



Engineer



Fabricate



Assemble



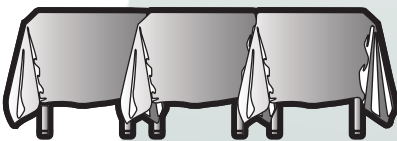
Weld



...Direct to the Jobsite!



Blanket wrap, load, and ship



MADE IN CALIFORNIA



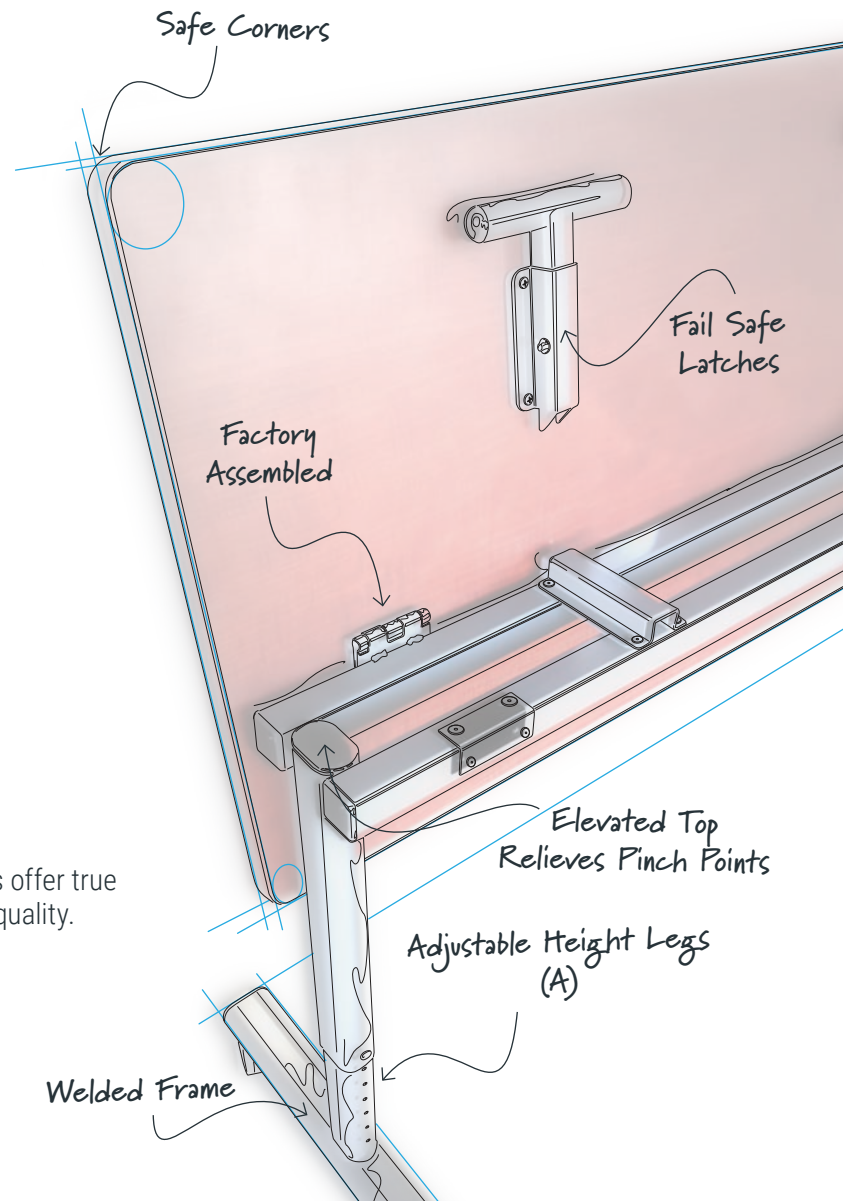
SINCE 1946

DESIGN • MANUFACTURE • ASSEMBLE

Powder Coat



Nesting Mobile Flip Tables



Nesting Mobile Flip Tables

The flagship of the SchoolHouse™ series, these tables offer true mobility and space efficiency without compromising quality.

- Welded frame chassis
- Fail safe latches
- No pinch point design
- Optional Vertical Lock

Rectangular

	Model #	W	H*	List Price
18" DEEP	NT-2818	28"	29"	\$665
	NT-3618	36"	29"	\$722
	NT-4818	48"	29"	\$780
	NT-5418	54"	29"	\$844
	NT-6018	60"	29"	\$867
	NT-7218	72"	29"	\$1,027

	Model #	W	H*	List Price
30" DEEP	NT-3630	36"	29"	\$848
	NT-4830	48"	29"	\$884
	NT-5430	54"	29"	\$976
	NT-6030	60"	29"	\$1,003
	NT-7230	72"	29"	\$1,154

	Model #	W	H*	List Price
20" DEEP	NT-2820	28"	29"	\$665
	NT-3620	36"	29"	\$722
	NT-4820	48"	29"	\$780
	NT-5420	54"	29"	\$844
	NT-6020	60"	29"	\$867
	NT-7220	72"	29"	\$1,027

	Model #	W	H*	List Price
33" DEEP	NT-3333	33"	29"	\$957
	NT-4833	48"	29"	\$1,107
	NT-5433	54"	29"	\$1,200
	NT-6033	60"	29"	\$1,228
	NT-7233	72"	29"	\$1,377

	Model #	W	H*	List Price
24" DEEP	NT-2824	28"	29"	\$699
	NT-3624	36"	29"	\$757
	NT-4824	48"	29"	\$816
	NT-5424	54"	29"	\$878
	NT-6024	60"	29"	\$900
	NT-7224	72"	29"	\$1,062



Desktop Power
Module (DP)



Adjustable Height
Legs (A)



Shown above in a collaborative
multi-media configuration

Half-Round

Model #	W	D	H*	List Price
NT-3624HR	36"	24"	29"	\$852
NT-4024HR	40"	24"	29"	\$876
NT-4824HR	48"	24"	29"	\$896
NT-6030HR	60"	30"	29"	\$1,120

- Options & Accessories**
- **(A)** Adjustable Height Legs (23"-31") - **\$116 List**
 - **(A)** Adjustable Standing Height Legs (29"-39") - **\$168 List**
 - **(DP)** Desktop Power Center - **\$488 List**
 - **(G)** Grommet - **\$22 List**
 - **(H)** Backpack Hook - **\$19 List**
 - **(MP)** Modesty Panel (10" - Center Only) - **\$112 List**
 - **(R)** Independent Cable Trough (3-1/2"D x 5"H) - **\$73 List**
 - **(V)** Vertical Lock - **\$54 List**
 - ***Fixed Standing Height (37") - \$78 List**


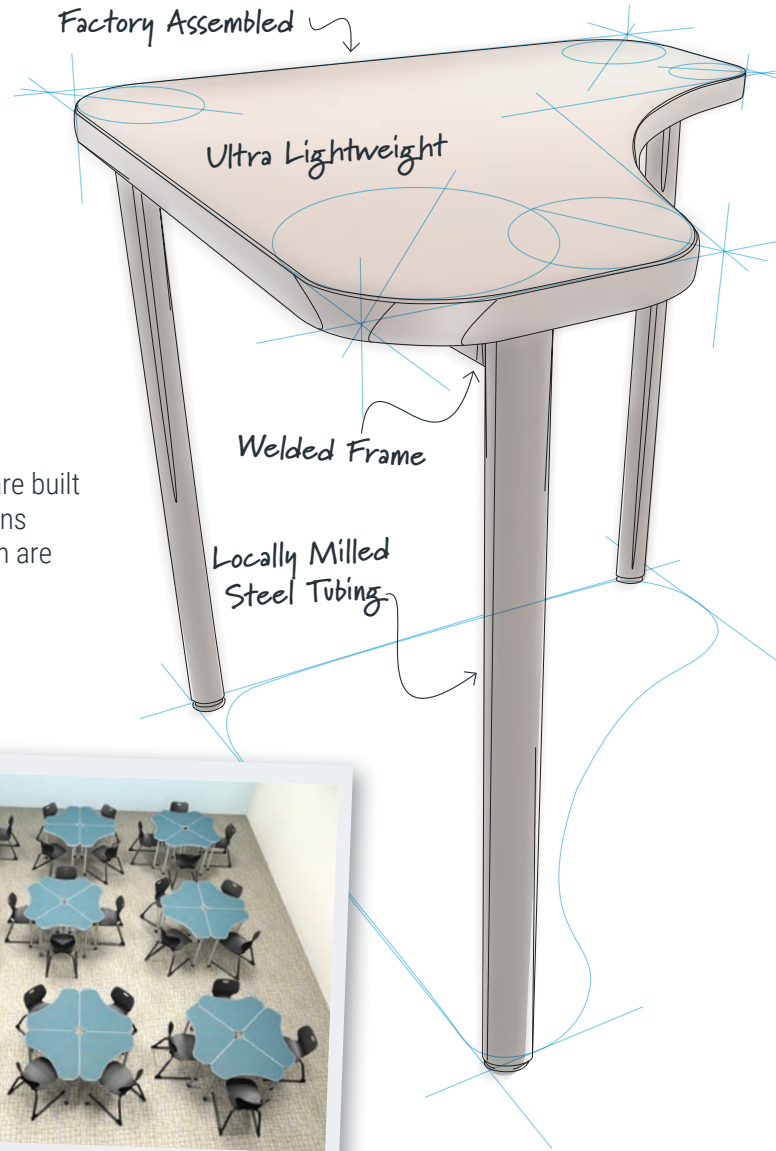
Boomerang Student Desks



Boomerang Student Desks

The ultimate in student desks, Boomerang Student Desks are built to move – ultralight and super strong. Multiple configurations are possible with this design. Strength and weight reduction are derived from our welded frame “V” apron.

- Welded frame chassis
- Ultralight and super strong
- Ultimate adaptable shape



Alternating desk classroom layout



Pod classroom layout

Boomerang Student Desks

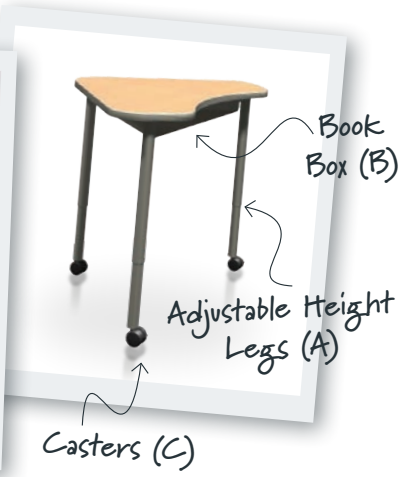
Model #	W	D	H*	Front (hypotenuse)	List Price
AB-342626	26"	26"	29"	34"	\$288
AB-362828	28"	28"	29"	36"	\$295
AB-423232	32"	32"	29"	42"	\$332
AB-483636	36"	36"	29"	48"	\$396



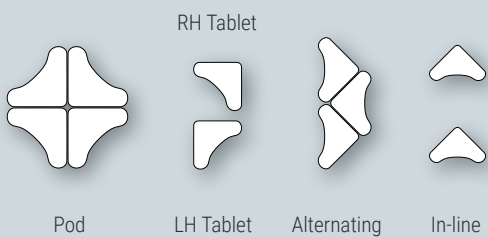
In-Line classroom layout



Tablet classroom layout



Boomerang Configurations



Options & Accessories

- **(A)** Adjustable Height Legs (24"-32") - **\$64 List**
- **(A)** Adjustable Standing Height Legs (29"-37") - **\$102 List**
- **(B)** Book Box (Heavy gauge steel) - **\$69 List**
- **(C)** Casters (Locking, dual wheel 2-1/2") - **\$49 List**
- **(H)** Backpack Hook - **\$19 List**
- **(TT)** Tote Tray - **\$84 List**
- **(WO)** Wheelbarrow Mobile (In-line skate wheels) - **\$69 List**
- *Fixed Standing Height (37") - **\$34 List**

Blade & Drift Student Desks

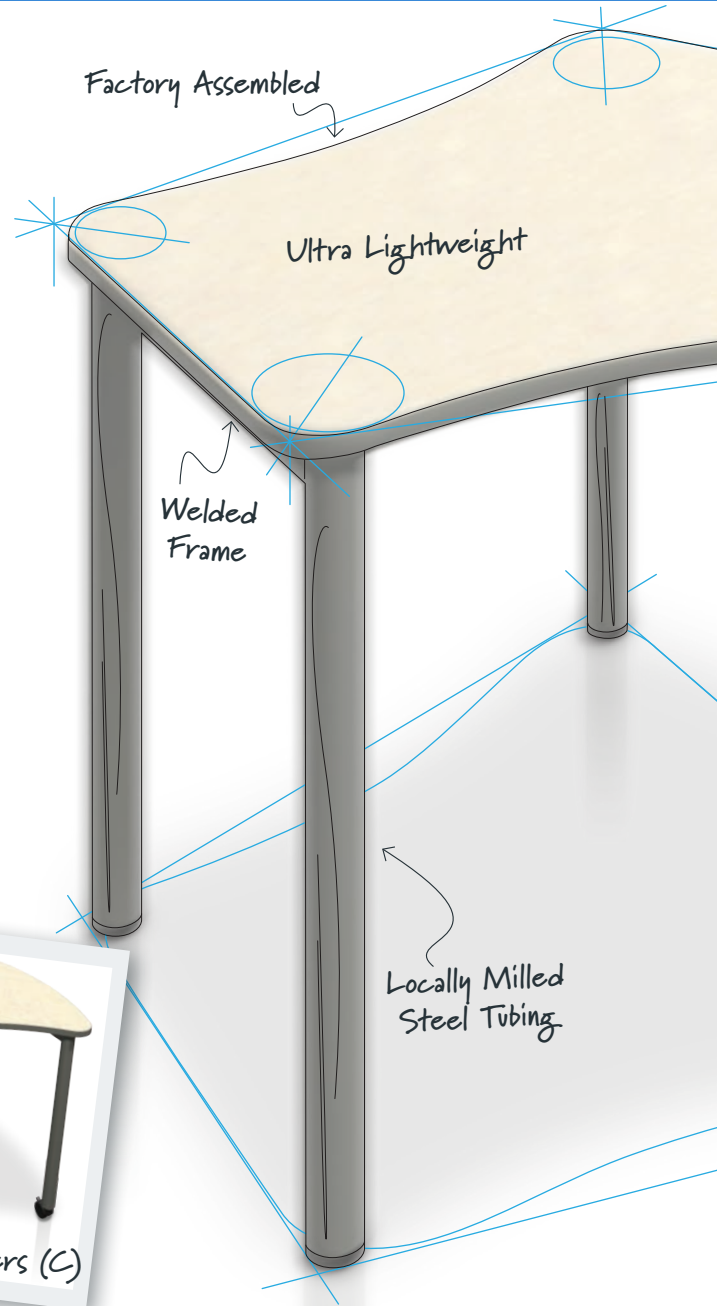


**NEW
PRODUCT**

Blade Student Desks

Blade Student Desks are built to move – ultralight and super strong. Multiple configurations are possible with this design. Strength and weight reduction are derived from our welded frame apron.

- Welded frame chassis
- Ultralight and super strong
- Ultimate adaptable shape



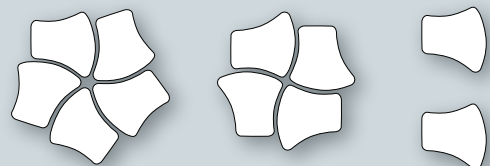
Options & Accessories

- **(A)** Adjustable Height Legs (24"-32") - **\$64 List**
- **(A)** Adjustable Standing Height Legs (29"-37") - **\$102 List**
- **(B)** Book Box (Heavy gauge steel) - **\$69 List**
- **(C)** Casters (Locking, dual wheel 2-1/2") - **\$49 List**
- **(H)** Backpack Hook - **\$19 List**
- **(TT)** Tote Tray - **\$84 List**
- **(WO)** Wheelbarrow Mobile (In-line skate wheels) - **\$69 List**
- *Fixed Standing Height (37") - **\$34 List**

Blade Student Desks

Model #	W	D	H*	List Price
AWF-3030	30"	30"	29"	\$359

Blade Configurations





Drift Student Desks

Drift Student Desks are built to move – ultralight and super strong. Multiple configurations are possible with this design. Strength and weight reduction are derived from our welded frame apron.


- Welded frame chassis
- Ultralight and super strong
- Ultimate adaptable shape



Drift Student Desks

Model #	W	D	H*	List Price
AWF2-2724	27"	24"	29"	\$339

Drift Configurations



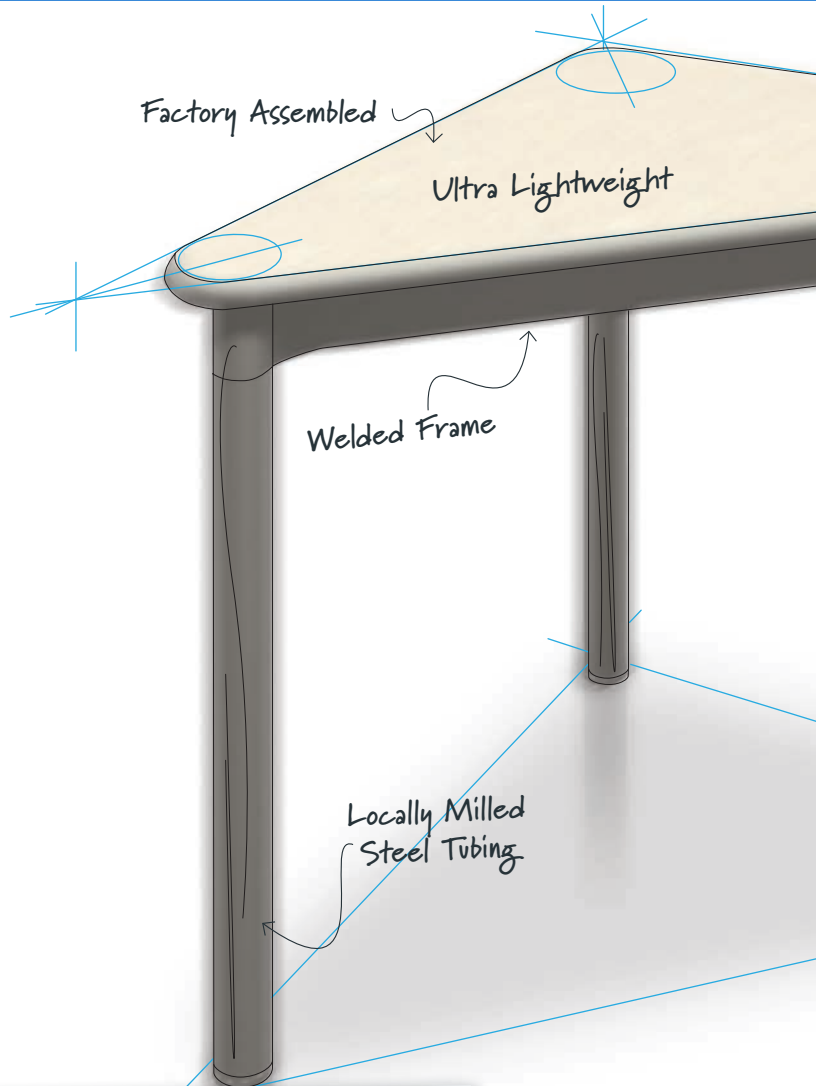
Fin & Gemstone Student Desks



Fin Student Desk

Our Fin Student Desk is adaptable and built to move - ultralight and super strong. Multiple configurations are possible with this design, from tablet test taking to collaborative 4 pods and 6 pods. Strength and weight reduction are derived from our welded frame "V" apron.

- Welded frame chassis
- Ultralight and super strong
- Factory assembled



Fin Student Desk

Model #	W	D	H*	Front (Hypotenuse)	List Price
AF-403030	30"	30"	29"	40"	\$311



NEW PRODUCT

Gemstone & Mini Gemstone Student Desks

The shape of these desks fosters a multitude of collaborative configurations. Super strong and ultralight, these welded frame desks are built to move often and easily.

- Welded frame chassis
- Factory assembled
- Round legs - soft to the touch



Gemstone Student Desk

Model #	W	D	H*	List Price
AG-3430-6	34"	30"	29"	\$345

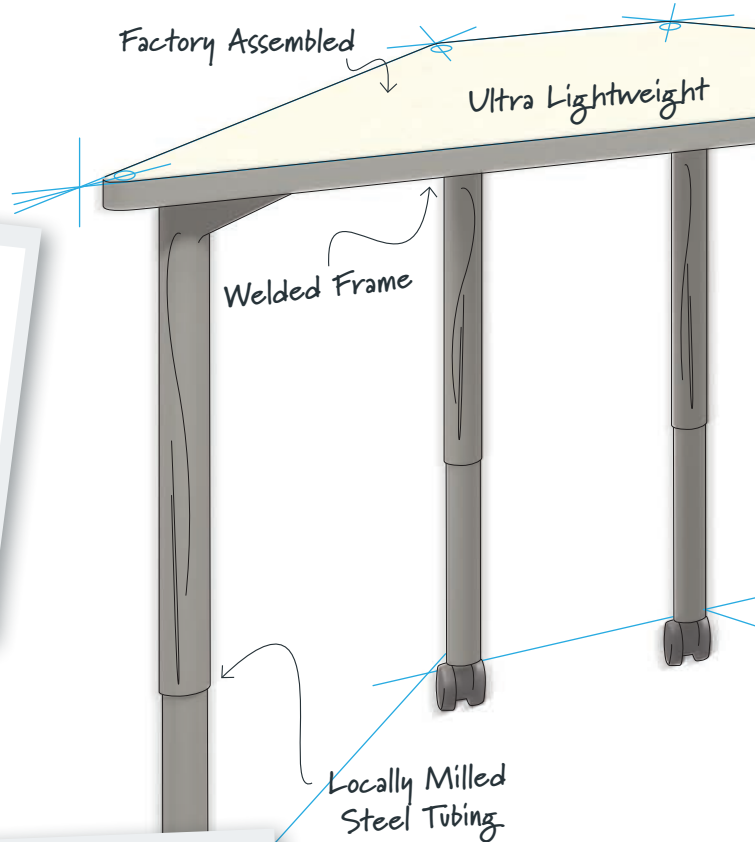
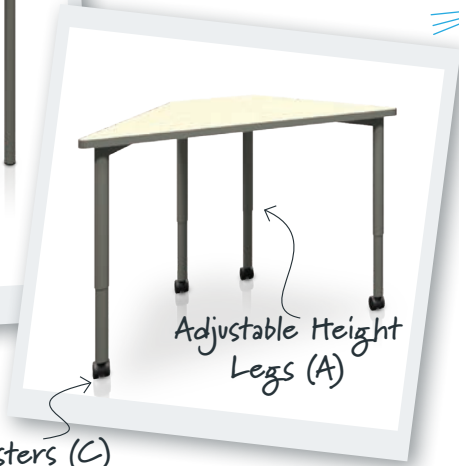
Mini-Gemstone Student Desk

Model #	W	D	H*	List Price
AG-3027-6	30"	27"	29"	\$299

Options & Accessories

- **(A)** Adjustable Height Legs (24"-32") - **\$64 List**
- **(A)** Adjustable Standing Height Legs (29"-37") - **\$102 List**
- **(B)** Book Box (Heavy gauge steel) - **\$69 List**
- **(C)** Casters (Locking, dual wheel 2-1/2") - **\$49 List**
- **(H)** Backpack Hook - **\$19 List**
- **(TT)** Tote Tray - **\$84 List**
- **(WO)** Wheelbarrow Mobile (In-line skate wheels) - **\$69 List**
- *Fixed Standing Height (37") - **\$34 List**

Trapezoid & Stacking Student Desks



Trapezoid Student Desks

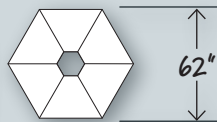
The trapezoid shape of these desks fosters a multitude of collaborative configurations. Super strong and ultralight, these welded frame desks are built to move often and easily.

- Welded frame chassis
- Factory assembled
- Round legs - soft to the touch

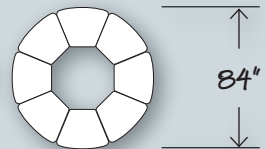


A-Leg Trapezoid Student Desks

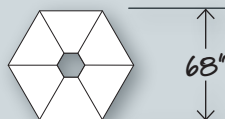
Model #	W	D	H*	List Price
AT-3520-6	35"	20"	29"	\$317
AT-3524-6	35"	24"	29"	\$344



Model #	W	D	H*	List Price
AT-3024-8	30"	24"	29"	\$305



Model #	W	D	H*	List Price
AT-3820-6	38"	20"	29"	\$317
AT-3824-6	38"	24"	29"	\$344





Stacking Student Desks

The most versatile desks in our SchoolHouse™ series, they are light, durable and stackable to a recommended height of no more than five desks.

- Welded frame chassis
- Super strong and light
- Factory assembled

Stacking Student Desks

Model #	W	D	H*	List Price
AVS-2820	28"	20"	29"	\$349
AVS-3620(ADA)	36"	20"	29"	\$427

Options & Accessories

- **(A)** Adjustable Height Legs (24"-32") - **\$64 List**
- **(A)** Adjustable Standing Height Legs (29"-37") - **\$102 List**
- **(B)** Book Box (Heavy gauge steel) - **\$69 List**
- **(C)** Casters (Locking, dual wheel 2-1/2") - **\$49 List**
- **(H)** Backpack Hook - **\$19 List**
- **(TT)** Tote Tray - **\$84 List**
- **(WO)** Wheelbarrow Mobile (In-line skate wheels) - **\$69 List**
- *Fixed Standing Height (37") - **\$34 List**

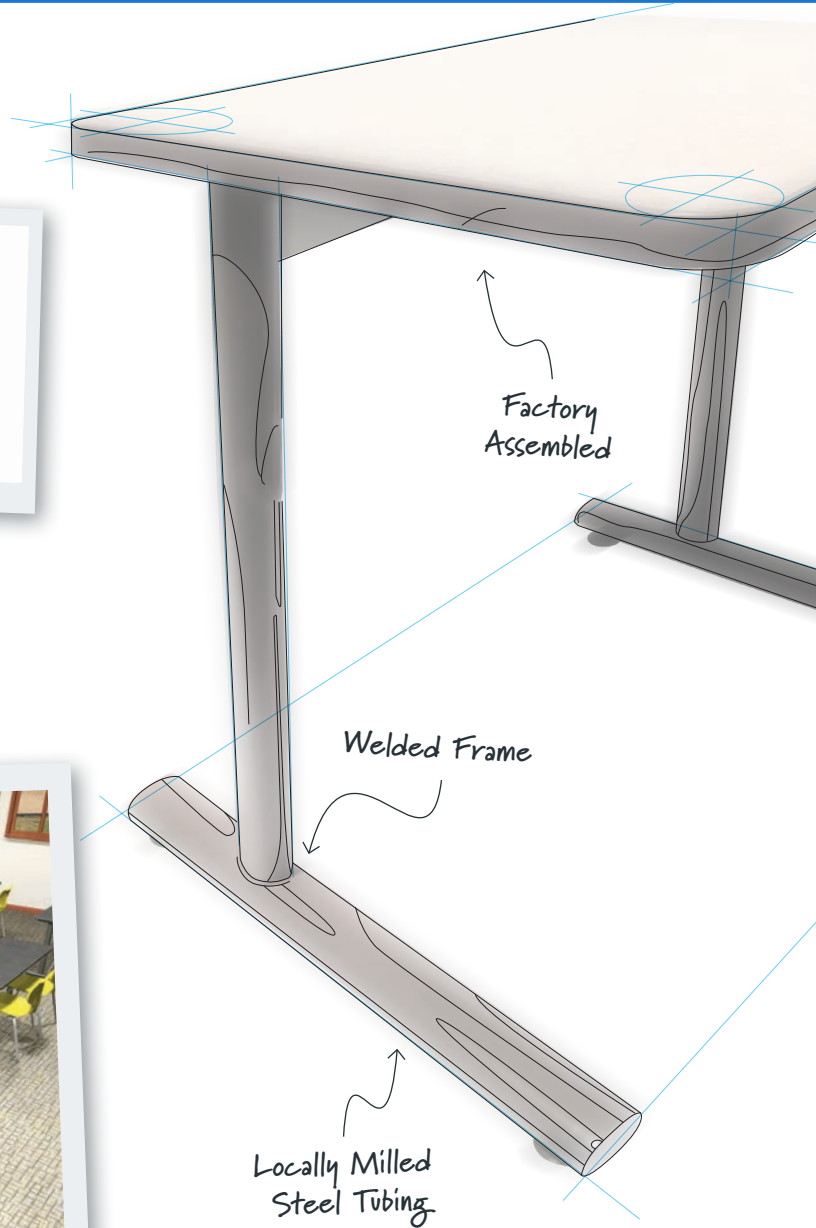
Standard Student Desks



J-Leg Student Desks

These student desks feature the streamlined strength of our obround tubing, a super strong frame chassis, and maximized knee space.

- Welded frame chassis
- Obround tubing offers soft edges and strength



J-Leg Student Desks

Model # W H* List Price

	Model #	W	H*	List Price
20" DEEP	J2820	28"	29"	\$337
	J3620	36"	29"	\$388
	J4820	48"	29"	\$440
	J5420	54"	29"	\$504
24" DEEP	J2824	28"	29"	\$354
	J3624	36"	29"	\$400
	J4824	48"	29"	\$454
	J5424	54"	29"	\$518



A-Leg Student Desks

Welded frame chassis features unobstructed four-sided access.

- Welded frame chassis
- Ultralight and super strong
- Four-sided access

A-Leg Student Desks

Model #	W	H*	List Price
A2720	27"	29"	\$317
A5420	54"	29"	\$503

A2724	27"	29"	\$334
A5424	54"	29"	\$518

Options & Accessories

- **(A)** Adjustable Height Legs (24"-32") - **\$64 List**
- **(A)** Adjustable Standing Height Legs (29"-37") - **\$102 List**
- **(B)** Book Box (Heavy gauge steel) - **\$69 List**
- **(C)** Casters (Locking, dual wheel 2-1/2") - **\$49 List**
- **(H)** Backpack Hook - **\$19 List**
- **(TT)** Tote Tray - **\$84 List**
- **(WO)** Wheelbarrow Mobile (In-line skate wheels) - **\$69 List**
- *Fixed Standing Height (37") - **\$34 List**

20" DEEP

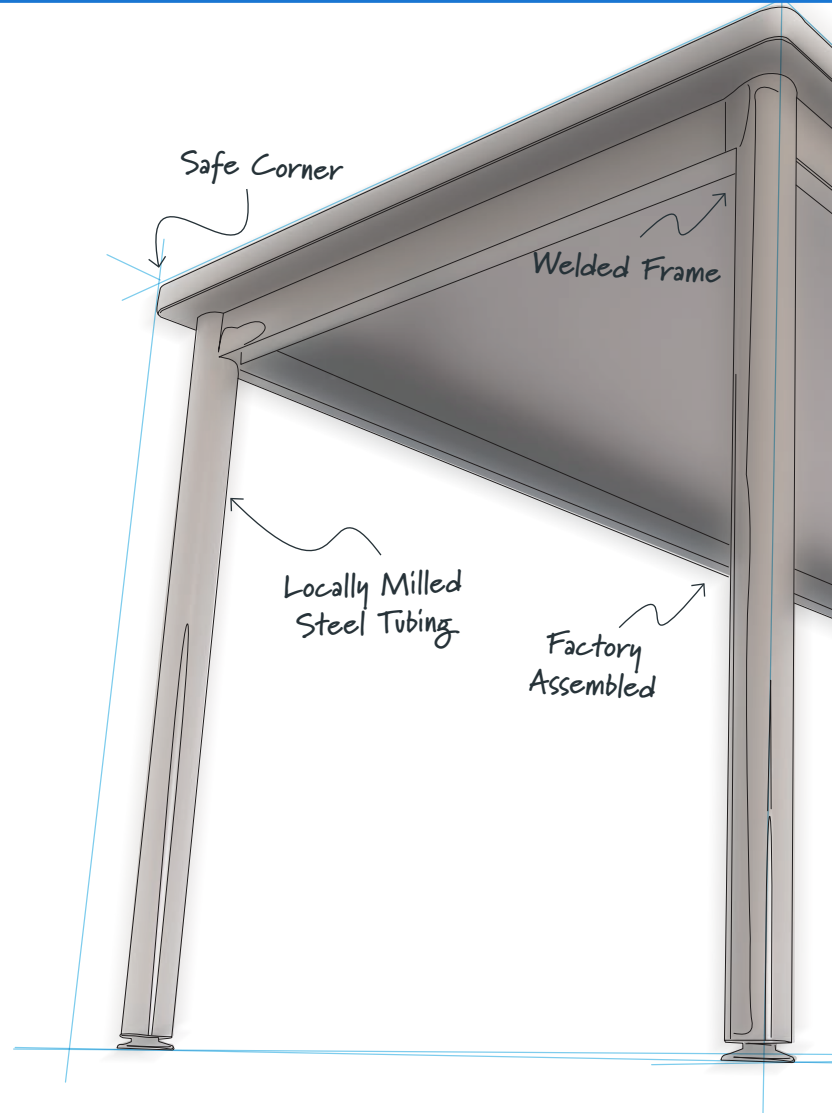
24" DEEP

Activity Tables

Activity Tables

Activity Tables are a favorite and feature unique top shape options and welded steel frames. Engineered and manufactured to be moved and used for decades.

- Welded frame chassis
- Unique collaborative shapes
- Round legs – soft to the touch



Rectangular Activity Tables

Model #	W	H*	List Price
AV-3024	30"	29"	\$408
AV-3624	36"	29"	\$489
AV-4824	48"	29"	\$515
AV-6024	60"	29"	\$591
AV-7224	72"	29"	\$690
AV-8424	84"	29"	\$779

24" DEEP

Model #	W	H*	List Price
AV-3630	36"	29"	\$515
AV-4830	48"	29"	\$627
AV-6030	60"	29"	\$708
AV-7230	72"	29"	\$852
AV-8430	84"	29"	\$1,072

30" DEEP

Model #	W	H*	List Price
AV-4836	48"	29"	\$741
AV-6036	60"	29"	\$792
AV-7236	72"	29"	\$966
AV-8436	84"	29"	\$1,160

36" DEEP

Square Activity Tables

Model #	W	H*	List Price
AV-3030	30"	29"	\$446
AV-3636	36"	29"	\$622
AV-4242	42"	29"	\$817
AV-4848	48"	29"	\$887



Round & Half-Round Activity Tables

Round and Half-Round Activity Tables feature a 360° welded frame chassis for complete worksurface support. Engineered and manufactured to be moved and used for decades.

- Welded frame chassis
- Super strong
- Round legs – soft to the touch
- Factory assembled

Round Activity Tables

Model #	Dia.	H*	List Price
AV-36	36"	29"	\$595
AV-42	42"	29"	\$696
AV-48	48"	29"	\$802

Half-Round Activity Tables

Model #	W	D	H*	List Price
AV-4020-HR	40"	20"	29"	\$515
AV-4824-HR	48"	24"	29"	\$545
AV-6030-HR	60"	30"	29"	\$760
AV-7236-HR	72"	36"	29"	\$1,080

Options & Accessories

- **(A)** Adjustable Height Legs (24"-32") - **\$79 List**
 - **(A)** Adjustable Standing Height Legs (29"-37") - **\$168 List**
 - **(C)** Casters (Locking, dual wheel 3-1/2") - **\$49 List**
 - **(H)** Backpack Hook - **\$19 List**
 - **(R)** Independent Cable Trough (3-1/2"D x 5"H) - **\$84 List**
 - **(WO)** Wheelbarrow Mobile (In-line skate wheels) - **\$91 List**
 - **(XL)** 2" Diameter Legs (In lieu of 1-3/4" standard legs) - **\$65 List**
- *Fixed Standing Height (37") - **\$78 List**

Activity & Training Room Tables



Jigsaw, Bean, Mushroom & Kidney Activity Tables

These Activity Tables feature a 360° welded frame chassis for complete worksurface support. Engineered and manufactured to be moved and used for decades.

- Welded frame chassis
- Super strong
- Round legs – soft to the touch
- Factory assembled



Training Room Tables

Training Room Tables feature a welded frame chassis for complete worksurface support. Engineered and manufactured to be moved and used for decades.

- Welded frame chassis
- Super strong
- Round legs – soft to the touch
- Factory assembled

Jigsaw Activity Table

Model #	W	D	H*	List Price
AVJ-6545	65"	45"	29"	\$1,105

Bean Activity Table

Model #	W	D	H*	List Price
AVB-543030	54"	30"	29"	\$845

Mushroom Activity Tables

Model #	W/D	H*	List Price
AV-36M	36"	29"	\$736
AV-48M	48"	29"	\$840

Training Room Tables

Model #	W	H*	List Price
IV-3024	30"	29"	\$408
IV-3624	36"	29"	\$489
IV-4824	48"	29"	\$515
IV-6024	60"	29"	\$591
IV-7224	72"	29"	\$690
IV-8424	84"	29"	\$778

24" DEEP

Model #	W	H*	List Price
IV-3630	36"	29"	\$515
IV-4830	48"	29"	\$627
IV-6030	60"	29"	\$708
IV-7230	72"	29"	\$852
IV-8430	84"	29"	\$1,072

30" DEEP

Kidney Activity Tables

Model #	W	D	H*	List Price
AVK-7236	72"	36"	29"	\$1,122
AVK-7248	72"	48"	29"	\$1,145



Flag, Peanut & Bullet Activity Tables

These Activity Tables feature a 360° welded frame chassis for complete worksurface support. Engineered and manufactured to be moved and used for decades.

- Welded frame chassis
- Super strong
- Round legs – soft to the touch
- Factory assembled

Peanut Activity Table

Model #	W	D	H*	List Price
AVP-7236	72"	36"	29"	\$1,002

Flag Activity Table

Model #	W	D	H*	List Price
AVF-5430	54"	30"	29"	\$870

Bullet Activity Table

Model #	W	D	H	List Price
AVBU-7230	72"	30"	29"	\$852
AVBU-7236	72"	36"	29"	\$966
AVBU-7248	72"	48"	29"	\$1,080

Options & Accessories

- **(A)** Adjustable Height Legs (24"-32") - **\$79 List**
 - **(A)** Adjustable Standing Height Legs (29"-37") - **\$168 List**
 - **(C)** Casters (Locking, dual wheel 3-1/2") - **\$49 List**
 - **(H)** Backpack Hook - **\$19 List**
 - **(R)** Independent Cable Trough (3-1/2"D x 5"H) - **\$84 List**
 - **(WO)** Wheelbarrow Mobile (In-line skate wheels) - **\$91 List**
 - **(XL)** 2" Diameter Legs (In lieu of 1-3/4" standard legs) - **\$65 List**
- *Fixed Standing Height (37") - **\$78 List**

Activity Tables

Double Kickboard Activity Table

The Double Kickboard Activity Table features a 360° welded frame chassis for complete worksurface support. Engineered and manufactured to be moved and used for decades.

- Welded frame chassis
- Super strong
- Round legs – soft to the touch
- Factory assembled



Eclipse Pneumatic Activity Table

The Eclipse Pneumatic Activity Table provides instant height adjustability at the touch of a paddle. Available in two height ranges.

- Mobile - Locking Casters
- Available in 23"-31" or 29"-41"
- Factory assembled

Double Kickboard Activity Table


Model #	W	D	H*	List Price
AV-7436-DKB	72"	36"	29"	\$1,054

Quick-Adjust Eclipse

Model #	W	D	H*	List Price
QA-36E	36"	36"	29"-41"	\$2,163

*Specify 23"-31" or 29"-41"

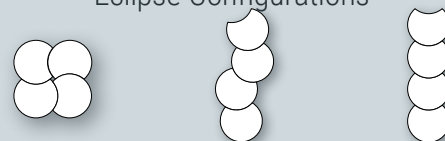
Kickboard Configurations



Ganged

Eclipse Docking

Eclipse Configurations



Pod

Serpentine

In-line





Crescent & Mini-Crescent Activity Tables

These Activity Tables feature a 360° welded frame chassis for complete worksurface support. Engineered and manufactured to be moved and used for decades.

- Welded frame chassis
- Super strong
- Round legs – soft to the touch
- Factory assembled

Crescent Activity Table

Model #	W	D	H*	List Price
AVC-7235	72"	35"	29"	\$1,114

Mini-Crescent Activity Table

Model #	W	D	H*	List Price
AVMC-4820	48"	20"	29"	\$474

Options & Accessories

- **(A)** Adjustable Height Legs (24"-32") - **\$79 List**
- **(A)** Adjustable Standing Height Legs (29"-37") - **\$168 List**
- **(C)** Casters (Locking, dual wheel 3-1/2") - **\$49 List**
- **(H)** Backpack Hook - **\$19 List**
- **(R)** Independent Cable Trough (3-1/2"D x 5"H) - **\$84 List**
- **(WO)** Wheelbarrow Mobile (In-line skate wheels) - **\$91 List**
- **(XL)** 2" Diameter Legs (In lieu of 1-3/4" standard legs) - **\$65 List**
- *Fixed Standing Height (37") - **\$78 List**

Science, Technology, Engineering, Art & Math (S.T.E.A.M.)



Butcher Block Tables

Butcher Block Tables feature a 360° access, heavy duty welded frame chassis for complete worksurface support. Engineered and manufactured to be moved and used for decades.

- Welded frame chassis
- Solid maple butcher block from Wisconsin



Science Lab Tables

Science Tables feature the above frames with Trespa® TopLabPLUS® Tops. They are resistant to a large number of aggressive chemicals identified by SEFA (Scientific Equipment and Furniture Association) if cleaned within 24 hours.

- Welded frame chassis
- Heat and chemical resistant

Options & Accessories

- **(A)** Adjustable Height Legs (24"-32") - **\$218 List**
 - **(A)** Adjustable Sit-Stand (30"-38") - **\$372 List**
 - **(C)** Casters (Locking, Heavy duty 4") - **\$328 List**
- *Fixed Standing Height - **\$152 List**

Butcher Block Tables

Model #	W	D	H*	List Price
AS-4825BB	48"	25"	30"	\$1,835
AS-6025BB	60"	25"	30"	\$1,923
AS-7225BB	72"	25"	30"	\$2,163
AS-4830BB	48"	30"	30"	\$2,054
AS-6030BB	60"	30"	30"	\$2,175
AS-7230BB	72"	30"	30"	\$2,414

Science Lab Tables

Trespa TopLabPLUS Top

Model #	W	D	H*	List Price
AS-4824TR	48"	24"	30"	\$1,735
AS-6024TR	60"	24"	30"	\$2,071
AS-7224TR	72"	24"	30"	\$2,434
AS-4830TR	48"	30"	30"	\$2,071
AS-6030TR	60"	30"	30"	\$2,434
AS-7230TR	72"	30"	30"	\$2,913





Tote Tray Carts

Providing mobility, flexibility, and multi-functionality, these carts have it all... 3" deep removable tote trays, laminate worksurfaces, and markerboard backs.

- Welded frame construction
- Markerboard back
- Laminate top
- 3" high (shown) or optional 6" high indestructible, clear, ABS plastic tote trays with front/back label holder
- Bench seat standard on model TTC-8-BENCH
- Locking casters

Mobile Markerboard

The Mobile Markerboard is an extremely versatile addition to any learning environment. From presentations to room division, it serves as an integral component of the 21st-century classroom.

- Dual-sided porcelain magnetic markerboard
- Locking casters



Tote Tray Carts

Model #	W	D	H	List Price
TTC-12	23"	22"	50"	\$2,131
TTC-24	44"	22"	50"	\$3,246
TTC-36	65"	22"	50"	\$4,360
TTC-8-BENCH	42"	22"	24"	\$2,240

Mobile Markerboard

Model #	W	D	H	List Price
MWB-6036	36"	18"	60"	\$1,114

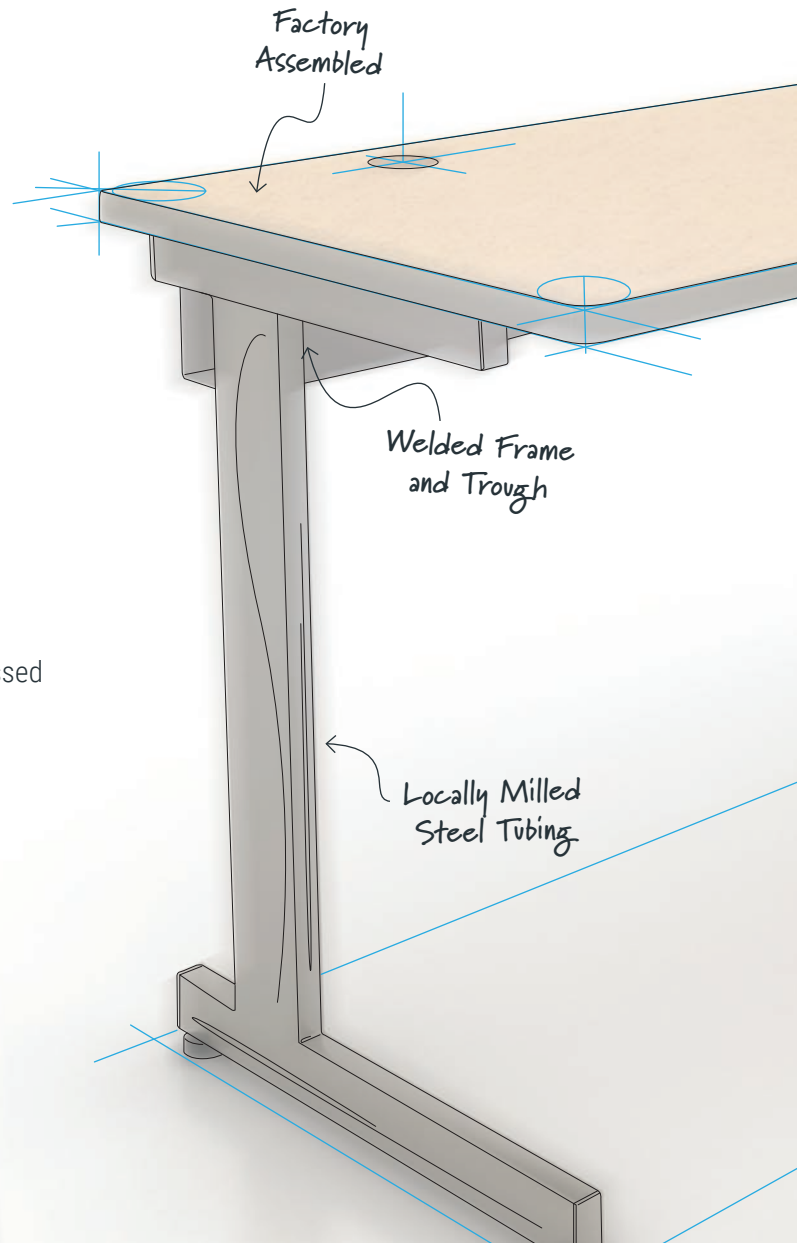
Computer Lab Tables



Computer Tables

Standard Computer Tables feature a cable trough and worksurface grommets. Each frame is welded for unsurpassed strength. Tables are factory assembled.



- Welded frame chassis with high capacity cable trough
- Factory assembled
- Electrical power available
- Standard 4"H integrated cable trough



L-Leg Computer Tables

Model #	W	D	H*	List Price
L-3624C	36"	24"	29"	\$515
L-4824C	48"	24"	29"	\$604
L-6024C	60"	24"	29"	\$696
L-7224C	72"	24"	29"	\$791

L-3630C	36"	30"	29"	\$595
L-4830C	48"	30"	29"	\$696
L-6030C	60"	30"	29"	\$791
L-7230C	72"	30"	29"	\$911



J-Leg Computer Tables

J-Leg Computer Tables feature a cable trough and worksurface grommets. Each frame is welded for unsurpassed strength. Tables are factory assembled.

- Welded frame chassis with high capacity cable modesty trough
- Factory assembled
- Electrical power available
- Standard 4"H integrated cable trough

J-Leg Computer Tables

Model #	W	D	H*	List Price
J-3624C	36"	24"	29"	\$623
J-4824C	48"	24"	29"	\$729
J-6024C	60"	24"	29"	\$843
J-7224C	72"	24"	29"	\$957

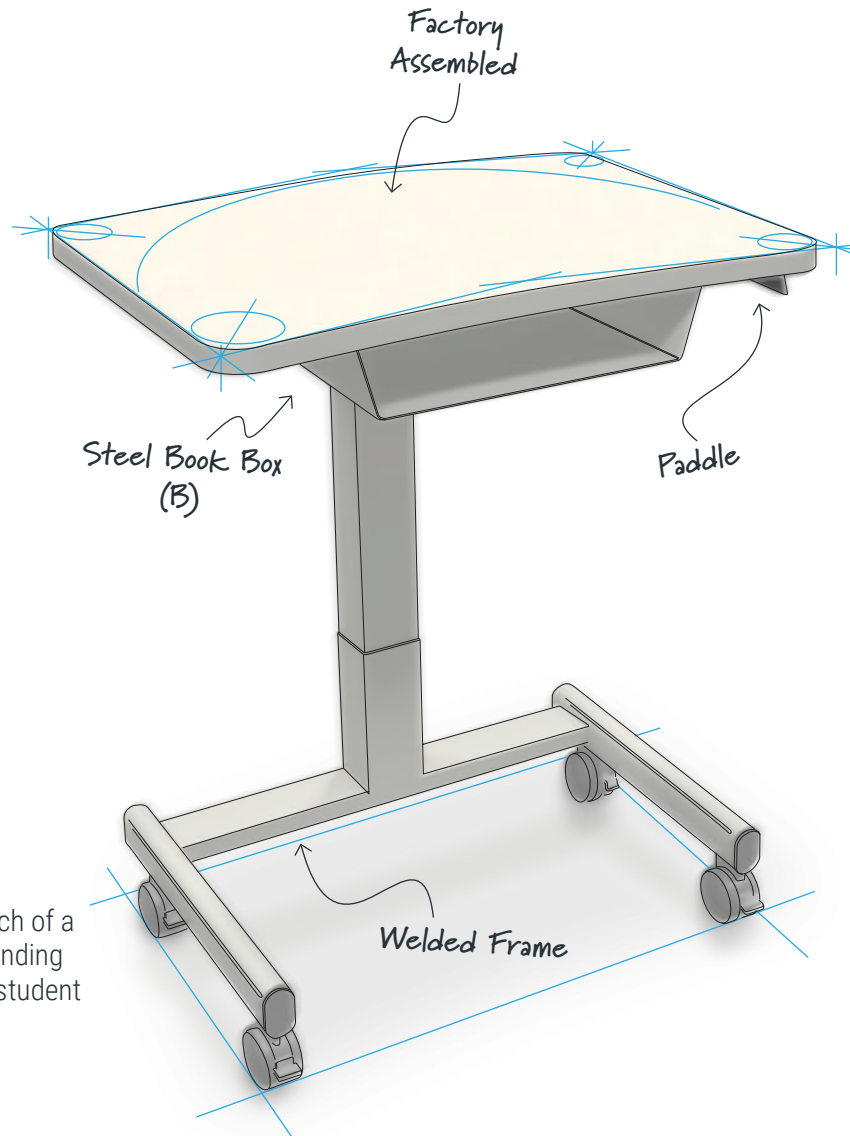
J-3630C	36"	30"	29"	\$721
J-4830C	48"	30"	29"	\$843
J-6030C	60"	30"	29"	\$958
J-7230C	72"	30"	29"	\$1,099

Options & Accessories

- **(10)** 10" Modesty Trough - **\$45 List**
- **(A)** Adjustable Height Legs (24"-32") - **\$160 List**
- **(A)** Adjustable Standing Height Legs (29"-37") - **\$168 List**
- **(DP)** Desktop Power Center - **\$488 List**
- **(G)** Grommet - **\$22 List**
- **(Q)** Vertical Cable Manager - **\$42 List**
- **(PM)** Power Module (40-Amp/2-Circuit, 2 duplex) - **\$234 List**
- **(PF)** Power Feed (2-Circuit 4-Wire) - **\$128 List**
- **(J)** Jumper (Connects power to adjoining table) - **\$84 List**
- *Fixed Standing Height (37") - **\$78 List**

G-Lift Lecterns & E-Lift Teacher's Desks

**NEW
PRODUCT**



G-Lift Lecterns

The G-Lift Lecterns are factory assembled. At the touch of a button, the gas lift cylinder adjusts from seated to standing height. A teacher's best friend! They also make great student desks.

- Adjustable height range 28-1/2" - 40-1/2"
- Locking casters
- Factory assembled
- Optional Steel Book Box (shown above)

G-Lift Lecterns

Model #	W	D	H	List Price
GL-2720	27"	20"	28-1/2" - 40-1/2"	\$1,371
GL-2720-B	27"	20"	28-1/2" - 40-1/2"	\$1,440

Available in these finishes ONLY:

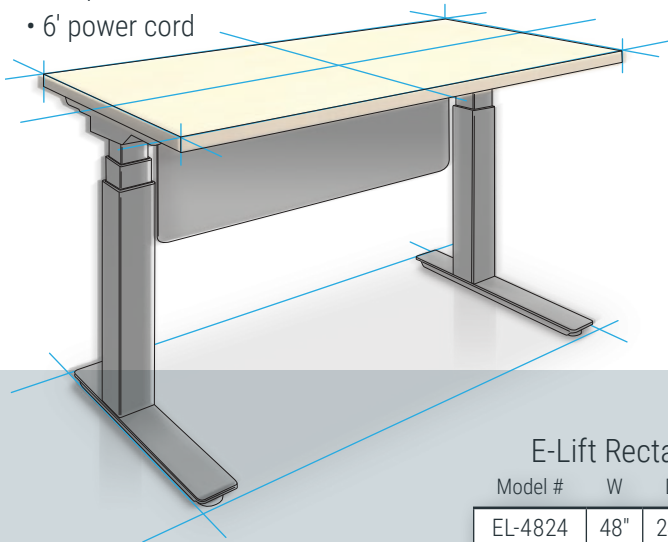
- 421 Matte Black
- 472 Slate
- 401 Shell White
- RAL 9006 Silver



E-Lift Teacher's Desks

The E-Lift Teacher's Desks adjust from seated to standing height at the touch of a button. With an adjustable speed rate of 1.5 inches per second, it hums along at a rate that promotes height changes.

- Adjustable height 24"-50"
- Simple two button control
- 6' power cord



Available in these finishes ONLY:

- 421 Matte Black
- 472 Slate
- 471 Light Grey
- 401 Shell White
- RAL 9006 Silver

E-Lift Rectangular Desks

Model #	W	D	H	List Price
EL-4824	48"	24"	24" - 50"	\$1,810
EL-6024	60"	24"	24" - 50"	\$1,885
EL-7224	72"	24"	24" - 50"	\$1,960

EL-4830	48"	30"	24" - 50"	\$1,930
EL-6030	60"	30"	24" - 50"	\$2,010
EL-7230	72"	30"	24" - 50"	\$2,160

Options & Accessories

- **(G)** Grommet - **\$22 List**
- **(PD)** Pencil Drawer - **\$150 List**
- **(SD)** Laptop Security Drawer - **\$271 List**
- **(MS)** Modesty Shield (20"H)- **\$170 List**

Modular Mobile Teacher's Stations



Mobile Teacher's Desks

Mobile Teacher's Desks are factory assembled. They come standard with round tube legs and a high capacity 10" modesty trough.

- Welded frame chassis
- High capacity 10" modesty trough
- Locking casters
- Factory assembled

**NEW
PRODUCT**



Round Quick-Adjust Presentation Cart

Use as a lectern, desk return, work station... and more. Adjusts from seated to standing height at the touch of a button. The ultimate teacher's aid.

- Pneumatic height adjustable base 29"-41"
- Locking casters

*Use alongside any
Mobile Teacher's Desk*



*Independent
Cable Trough (R)*

Square Quick-Adjust Presentation Cart

Use as a lectern, desk return, work station... and more. Adjusts from seated to standing height at the touch of a button. The ultimate teacher's aid.

- Pneumatic height adjustable base 29"-41"
- Optional cable trough
- Locking casters

Options & Accessories

- **(G)** Grommet - **\$22 List**
- **(PD)** Pencil Drawer - **\$150 List**
- **(SD)** Laptop Security Drawer - **\$271 List**
- **(DD)** Box Drawer Divider - **\$7 List**
- **(PT)** Box Drawer Pencil Tray - **\$23 List**
- **(RS)** Box Drawer Reference Shelf - **\$56 List**
- **(R)** Independent Cable Trough - **\$84 List**

Mobile Teacher's Desks

Model #	W	D	H	List Price
MTD-6030	60"	30"	29"	\$893
MTD-6630	66"	30"	29"	\$1,010
MTD-7230	72"	30"	29"	\$1,053

Quick-Adjust Presentation Carts

Round

Model #	W	D	H	List Price
QAMPC-CT36	36"	32"	29"-41"	\$2,334

Square

Model #	W	D	H	List Price
QAMPC-3030	30"	30"	29"-41"	\$2,334





Mobile Pedestals, Mobile Pedestal Podiums & Mobile Pedestal with Seat Cushion

Mobile storage with full length and full suspension drawers... built to last a lifetime.

- Box/box/file pedestal with lock
- Convenience/file pedestal with lock (CHED)
- Upholstered seat cushion (CHED)
- Locking casters
- Factory assembled
- 18"W phenolic resin platform - charcoal only (Podium)
- Optional finished top (BT) in lieu of phenolic resin platform



Mobile Pedestal Podiums

Model #	W	D	H	List Price
MPP-2818C-BT	18"	28-1/2"	38"	\$1,059
MPP-2818C	18"	28-1/2"	42"	\$1,178

Mobile Pedestals

Model #	W	D	H	List Price
24BM	15"	23-1/2"	27-5/8"	\$822
24FM	15"	23-1/2"	27-5/8"	\$822

"CHED" Mobile Pedestal with Seat Cushion

Model #	W	D	H	List Price
CHED	15"	23-1/2"	21"	\$870

Teacher's Desks

Standing Height Peninsula Desks

These innovative desks offer plenty of filing and storage space as well as a generous worksurface area. Desks are factory assembled. They come standard with a modesty panel, two steel shelves, and cable management grommets. A grommet is included in the top, one on each shelf and in the pedestal for optimal cable management.

- Convenience/box/file/file drawer pedestal with lock
- Full extension drawers
- Factory assembled

Important Note!
All Single Pedestal Teacher's Desks will be produced with the PEDESTAL on the RIGHT-HAND side unless otherwise specified.



Mobile Bi-Level Teacher's Desks

The Mobile Bi-Level Teacher's Desks have podium space to fit a laptop and side-by-side letter size papers. They allow for conferencing for up to four people, and have a locking pedestal with four drawers.

- Locking casters included
- Convenience/box/file/file drawer pedestal with full extension, locking drawers
- 18"W phenolic resin platform - charcoal only
- Factory assembled
- Optional finished top (BT) in lieu of phenolic resin platform
- New design allows for multiple configurations: right-hand desk, left-hand desk, and separation of pedestal podium on the fly.



Options & Accessories

- **(C)** Casters (Locking, dual wheel 3-1/2") - **\$140 List**
- **(G)** Grommet - **\$22 List**
- **(PD)** Pencil Drawer - **\$150 List**
- **(SD)** Laptop Security Drawer - **\$271 List**
- **(DD)** Box Drawer Divider - **\$7 List**
- **(PT)** Box Drawer Pencil Tray - **\$23 List**
- **(RS)** Box Drawer Reference Shelf - **\$56 List**

Standing Height Peninsula Desks*

Model #	W	D	H	List Price
DSH-5424-SP	54"	24"	38"	\$1,944
DSH-6024-SP	60"	24"	38"	\$1,963
DSH-5430-SP	54"	30"	38"	\$2,406
DSH-6030-SP	60"	30"	38"	\$2,434

Mobile Bi-Level Teacher's Desks

Model #	W	D	H	List Price
DBL-6033C	60"	33"	29/42"	\$2,554
DBL-6033C-BT	60"	33"	29/42"	\$2,429





Single Pedestal Peninsula, Single Pedestal & Double Pedestal Desks

These desks offer storage, an ample worksurface, and conference space. They are factory assembled and come standard with a 3/4 height modesty panel.

- Box/box/file pedestal with lock
- Full extension file drawers
- Factory assembled
- End panel in lieu of tube leg - Optional at no charge

Single Pedestal Peninsula Desks



Single Pedestal Desks



Double Pedestal Desks



Mobile Single Pedestal Peninsula Desks



Mobile Single Pedestal Desks



Mobile Double Pedestal Desks



Single Pedestal Peninsula Desks*

Model #	W	D	H	List Price
DP-5424-SP	54"	24"	29"	\$1,341
DP-6024-SP	60"	24"	29"	\$1,369
DP-7224-SP	72"	24"	29"	\$1,449
DP-5430-SP	54"	30"	29"	\$1,484
DP-6030-SP	60"	30"	29"	\$1,513
DP-7230-SP	72"	30"	29"	\$1,594

Single Pedestal Desks*


Model #	W	D	H	List Price
D-4824-SP	48"	24"	29"	\$1,143
D-5424-SP	54"	24"	29"	\$1,341
D-6024-SP	60"	24"	29"	\$1,363
D-4830-SP	48"	30"	29"	\$1,354
D-5430-SP	54"	30"	29"	\$1,410
D-6030-SP	60"	30"	29"	\$1,437

Double Pedestal Desks*

Model #	W	D	H	List Price
D-6024-DP	60"	24"	29"	\$1,718
D-6624-DP	66"	24"	29"	\$1,792
D-6030-DP	60"	30"	29"	\$2,004
D-6630-DP	66"	30"	29"	\$2,079

* To make your teacher's desk mobile add "C" to model number and \$140 List.

Seating & Filing Cabinets



Mesh-Back Ergo Chair

Advanced 2-to-1 synchro-tilt design promotes circulation, reduces fatigue, and optimizes posture.

- Triple density seat foam – memory foam top layer
- Anatomical back and seat support
- Adjustments:
 - Seat – height and depth
 - Back – lumbar and height
 - Arms – height, depth, and width
 - Mechanism – 360° swivel/tilt, tilt tension, and tilt lock



Stackable Chair

Fully upholstered backrest with 1" thick, high-resilience foam front and 1/2" foam back. Sculptured backrest is designed to fully support the back, placing extra support on the lumbar.

- Welded steel frame construction
- Anatomical back and seat support



Vertical Files

McDowell-Craig Vertical Files are world famous for their incredible durability and longevity. They are engineered to be moved fully loaded. Vertical Files come in letter and legal widths.

- Standard with lock
- Welded and brazed on all eight corners
- Industry-best Grade A steel construction
- Steel wheel and ball bearing cradle suspension

Lateral Files

Lateral Files are engineered to be moved fully loaded and come in three widths.

- Standard with lock
- Welded and brazed on all eight corners
- Industry-best Grade A steel construction



Mesh-Back Ergo Chair

Model #	List Price
TC-460M	\$881

Stackable Chair

Model #	List Price
TC-110	\$422

Vertical Files

Letter

Model #	W	D	H	Drawers	List Price
1201	15"	28-1/2"	29"	2	\$774
1301	15"	28-1/2"	40-3/4"	3	\$987
1401	15"	28-1/2"	52"	4	\$1,169

Legal

Model #	W	D	H	Drawers	List Price
1203	18"	28-1/2"	29"	2	\$836
1303	18"	28-1/2"	40-3/4"	3	\$1,062
1403	18"	28-1/2"	52"	4	\$1,237

Lateral Files


Model #	W	H	Drawers	List Price
P30-201	30"	27-3/4"	2	\$1,031
P36-201	36"	27-3/4"	2	\$1,085
P42-201	42"	27-3/4"	2	\$1,175

P30-301	30"	40-1/4"	3	\$1,449
P36-301	36"	40-1/4"	3	\$1,502
P42-301	42"	40-1/4"	3	\$1,593

P30-401	30"	52-3/8"	4	\$1,874
P36-401	36"	52-3/8"	4	\$1,943
P42-401	42"	52-3/8"	4	\$2,019



Bookcases



Bookcases

Engineered for strength and safety, these bookcases are available in the following configurations:

- 2, 3 and 4-shelf with adjustable glides
- 2 and 3-shelf mobile
- 2 and 3-shelf mobile with worksurface and handles
- Double-sided mobile with worksurface and handles
- Welded and brazed on all eight corners

Bookcases

Model #	W	D	H	Shelves	List Price
BC-3630	35"	13-5/8"	30"	2	\$414
BC-3643	35"	13-5/8"	43-1/2"	3	\$515
BC-3657	35"	13-5/8"	57"	4	\$659

Mobile Bookcases

Model #	W	D	H	Shelves	List Price
MBC-3630	35"	13-5/8"	33"	2	\$571
MBC-3643	35"	13-5/8"	43-1/2"	3	\$672

Single-Sided Mobile Bookcases with Worksurface & Handles

Model #	W	D	H	Shelves	List Price
MBC-3630-BTH	35"	13-5/8"	39"	2	\$805
MBC-3643-BTH	35"	13-5/8"	49-1/2"	3	\$1,015

Double-Sided Mobile Bookcases with Worksurface & Handles

Model #	W	D	H	Shelves	List Price
DMBC-3630-BTH	35"	28"	39"	2	\$1,548
DMBC-3643-BTH	35"	28"	49-1/2"	3	\$1,757

S.T.E.A.M. Lab Classroom Example



Butcher Block Table

Model # W D H List Price

AS-6030BB	60"	30"	30"	\$2,175
-----------	-----	-----	-----	---------



Science Lab Table

Model # W D H List Price

AS-6030TR	60"	30"	30"	\$2,434
-----------	-----	-----	-----	---------



Bullet Activity Table

Model # W D H List Price

AVBU-7236	72"	36"	29"	\$966
-----------	-----	-----	-----	-------



Butcher Block Tables

Butcher Block Tables feature a 360° access, heavy duty welded frame chassis for complete worksurface support. Engineered and manufactured to be moved and used for decades.

- Welded frame chassis
- Wisconsin solid maple butcher block

Science Lab Tables

Science Tables feature the above frames with Trespa® TopLabPLUS® Tops. They are resistant to a large number of aggressive chemicals identified by SEFA (Scientific Equipment and Furniture Association) if cleaned within 24 hours.

- Welded frame chassis
- Heat and chemical resistant

Flag, Peanut & Bullet Activity Tables

These Activity Tables feature a 360° welded frame chassis for complete worksurface support. Engineered and manufactured to be moved and used for decades.

- Welded frame chassis
- Lightweight and super strong
- Round legs – soft to the touch
- Factory assembled

Tote Tray Carts

Providing mobility, flexibility, and multi-functionality, these carts have it all... 3" deep removable tote trays, laminate worksurfaces, and markerboard backs.

- Welded frame construction
- Markerboard back
- Laminate top
- 3" high (shown) or optional 6" high indestructible, clear, ABS plastic tote trays with front/back label holder
- Bench seat standard on model TTC-8-BENCH



Mobile Markerboard

The Mobile Markerboard is an extremely versatile addition to any learning environment. From presentations to room division, it serves as an integral component of the 21st-century classroom.

- Dual-sided porcelain magnetic markerboard
- Locking casters

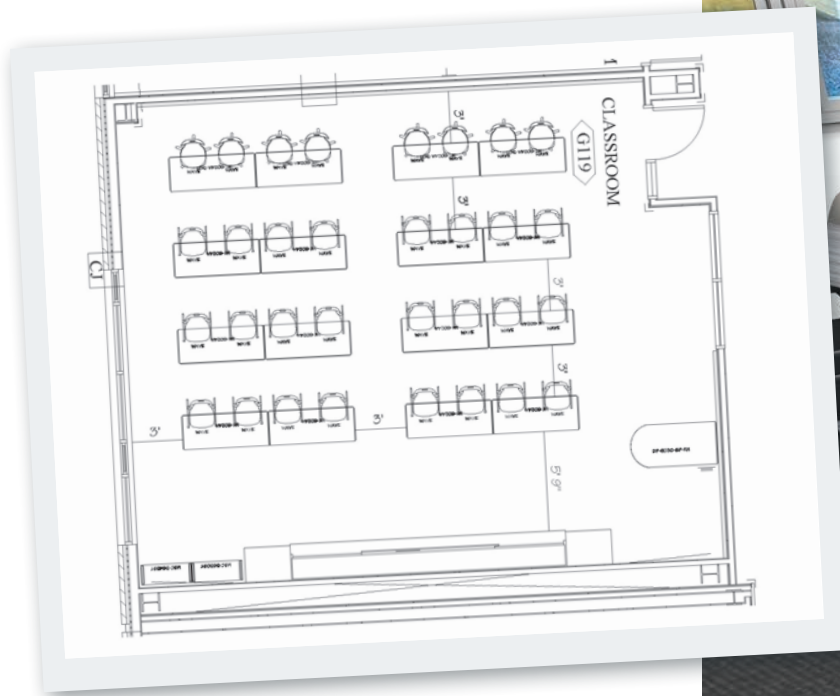
Tote Tray Carts

Model #	W	D	H	List Price
TTC-24	44"	22"	50"	\$3,246
TTC-8-BENCH	42"	22"	24"	\$2,240

Mobile Markerboard

Model #	W	D	H	List Price
MWB-6036	36"	18"	60"	\$1,114

High School Classroom Example



Nesting Mobile Flip Tables

Nesting Mobile Flip Tables offer true mobility and space efficiency without compromising quality.

- Welded frame chassis
- Fail safe latches
- No pinch point design

Single Pedestal Peninsula Desk

The Single Pedestal Peninsula Desk offers storage, an ample worksurface, and conference space.

- Box/box/file pedestal with lock
- Full extension file drawers
- Factory assembled

Mobile Bookcase

Engineered for strength and safety.

- Welded and brazed on all eight corners

Student Configuration

16ea. Nesting Mobile Flip Tables
60"W x 24"D
Double Student Desks
Model: NT-6024-A
Capacity: 32 Students

Teacher Configuration

1ea. Single Pedestal Peninsula Desk
60"W x 30"D
Teacher Desk
Model: DP-6030-SP



Nesting Mobile Flip Table

Model #	W	D	List Price
NT-6024	60"	24"	\$900



Single-Sided Mobile Bookcase
with Worksurface & Handles

Model #	W	D	H	Shelves	List Price
MBC-3630-BTH	35"	13-5/8"	39"	2	\$805



Single Pedestal Peninsula Desk

Model #	W	D	H	List Price
DP-6030-SP	60"	30"	29"	\$1,513

Elementary School Classroom Example




Tote Tray Cart

Model #	W	D	H	List Price
TTC-8-BENCH	42"	22"	24"	\$2,240

Mobile Bi-Level Teacher's Desk

Model #	W	D	H	List Price
DBL-6033C	60"	33"	29/42"	\$2,554

Mushroom Activity Table

Model #	W	D	H	List Price
A-48M	48"	48"	15"	\$816

Mobile Markerboard

Model #	W	D	H	List Price
MWB-6036	36"	18"	60"	\$1,114

Drift Student Desk

Model #	W	D	H	List Price
AWF2-2724	27"	24"	29"	\$339

Stacking Student Desk

Model #	W	D	H	List Price
AVS-2820	28"	20"	29"	\$349

Single-Sided Mobile Bookcase

Model #	W	D	H	List Price
MBC-3630-BTH	35"	13-5/8"	39"	\$805

Jigsaw Activity Table

Model #	W	D	H	List Price
AVJ-6545	65"	45"	29"	\$1,105

Boomerang Student Desk

Model #	W	D	H	List Price
AB-362828	28"	28"	29"	\$295

Project Management

We Make Projects Easy!

Our in-house project management team will assist you with all your project needs...

- Consultation
- Space Planning and Interior Design
- Detailed Specifications
- Installation Planning
- Delivery and Installation
- Photo-realistic Renderings

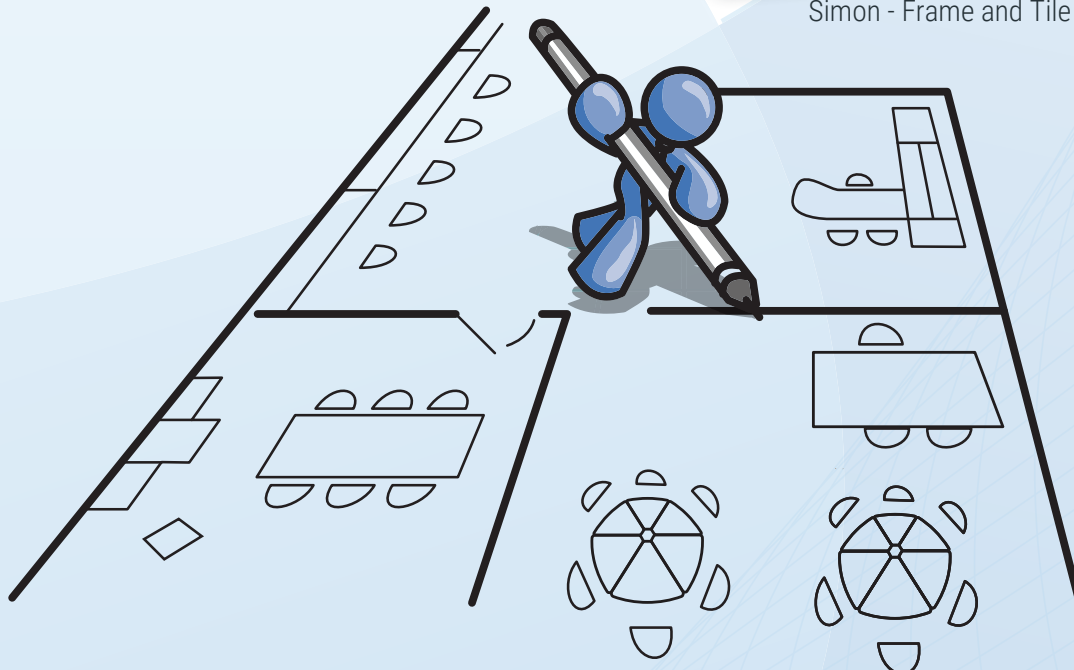
**NEWLY
ADDED**



Suzy - Freestanding Desk System




Simon - Frame and Tile Panel System



Standard Finishes


Enamels

16 standard colors



Laminates


Patterns



Wood grains



Fruits & Veggies



Important Note: Special High Gloss and Markerboard finishes will incur an upcharge.



Edges

Solids – T-band edges. Recommended for all classroom furniture



E-92 Dark Tone
(421 Matte Black or
461 Dark Tone)



E-97 Graphite
(472 Slate)



E-91 Inner Tone Light R
(431 Light Taupe)



E-96 Light Grey
(433 Monterey Grey)



E-89 Platinum
(468 Ice or
469 Glacier Blue)



E-98 Brown
(428 Cocoa Brown)



E-93 Medium Tone
(460 Medium Tone)



E-90 Inner Tone R
(430 Dark Taupe)



E-88 Smoke
(471 Light Grey)



E-80 Light Tone
(414 Blond Tan)



*Note: Enamel finish in parenthesis represents the closest match.



E-19
Blueberry



E-14
Rosy Red



E-13
Navy



E-11
Mellow
Yellow



E-15
Royal Blue



E-12
Green Apple



E-16
Grape



E-20
Aqua

Wood grains – 3mm edge band. Recommended for administration area and teacher's desks



BE-40
Versailles
Anigre



BE-68
Wild
Cherry



BE-38
Huntington
Maple



BE-37
Monticello
Maple



BE-57
Fusion
Maple



BE-36
Manitoba
Maple



BE-17
White
Driftwood

Worksurface Laminates are standard in these finishes:
(indicated in the suffix of each laminate finish #)

M = Matte

SG = Semi-Gloss

G = Gloss

LG = Linear Grain

Important Note: Special High Gloss and Markerboard finishes will incur an upcharge.



mcdowellcraig.com